



# FORD RANGER RAPTOR 2019



 **30 Min.**











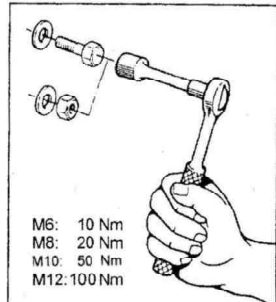
Item Code  
**Codice Articolo EC/SB/470/PL**  
Référence Article

**GB**  
STAINLESS STEEL  
EC APPROVED SUPER BAR

**ITA**  
SUPER BAR OMOLOGATO  
IN ACCIAIO INOX

**FR**  
SUPER BAR HOMOLOGUE  
EN ACCIER INOX

# FORD RANGER RAPTOR 2019

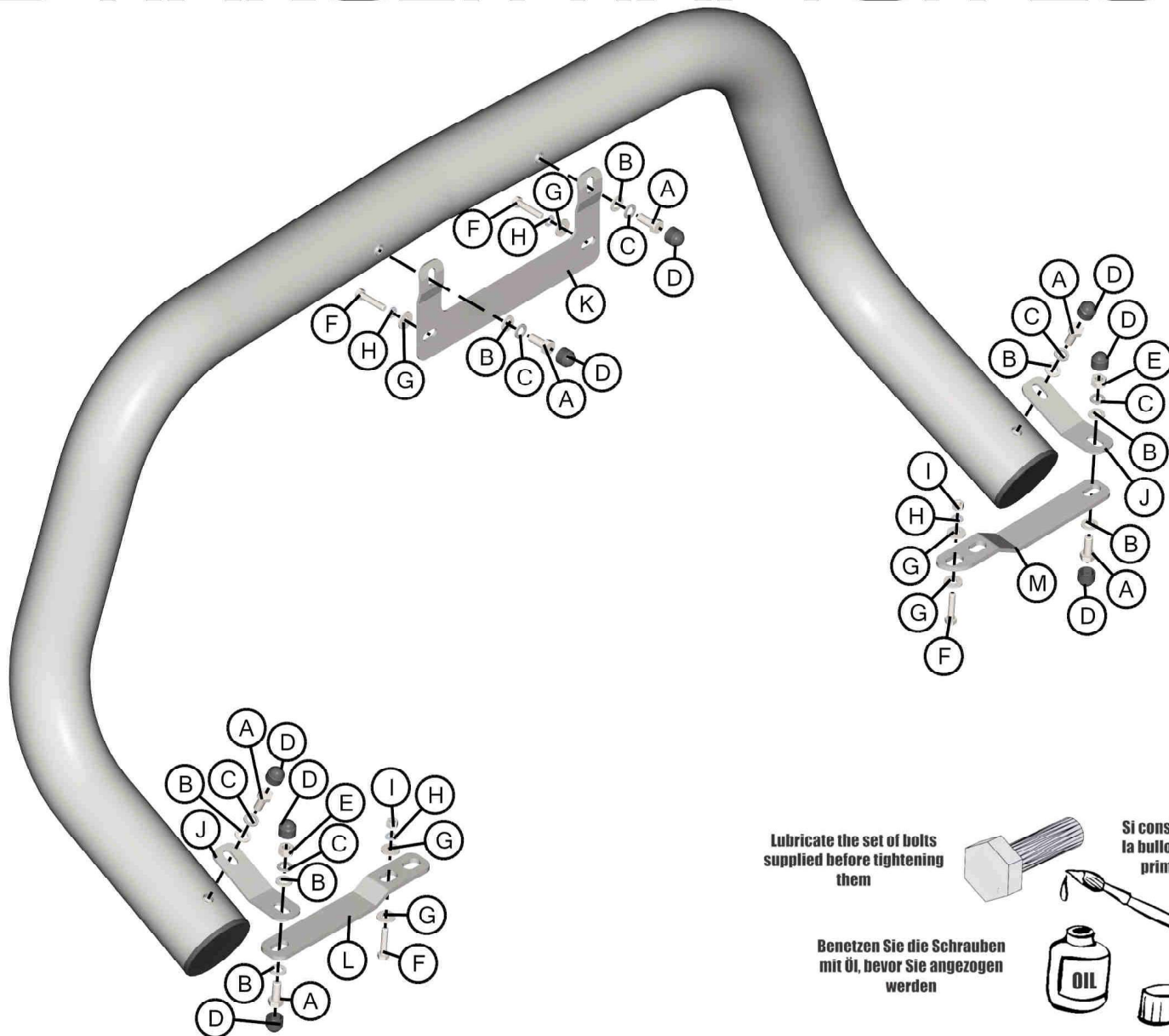
Part List Lista della bulloneria Liste des pièces					
<b>A</b>	 <b>TE M8X20</b> X 6	<b>B</b>	 <b>Ø 8</b> X 8	<b>C</b>	 <b>Ø 8</b> X 6
<b>F</b>	 <b>TE M6X30</b> X 4	<b>G</b>	 <b>Ø 6</b> X 6	<b>H</b>	 <b>Ø 6</b> X 4
<b>J</b>	 <b>SB/470/A</b> X 2	<b>K</b>	 <b>SB/470/B</b> X 1	<b>L</b>	 <b>SB/470/C</b> X 1
				<b>M</b>	 <b>SB/470/D</b> X 1
					 <p>M6: 10 Nm M8: 20 Nm M10: 50 Nm M12: 100 Nm</p>



Approval mark

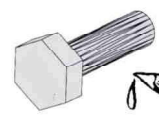
**MISUTONIDA**  
italian style  
accessories **4x4**

# FORD RANGER RAPTOR 2019




Lubricate the set of bolts supplied before tightening them

Benetzen Sie die Schrauben mit Öl, bevor Sie angezogen werden



Si consiglia di lubrificare la bulloneria in dotazione prima del serraggio

Lubrifier la boulonnerie avant de la serrer






Date Data Date	Item Code Cod. Articolo Réf. Article	Vehicle model Modello Veicolo Modèle de Voiture
22/01/2020	EC/SB/470/PL	FORD RANGER RAPTOR 2019

Document checked and approved by  
**Documento controllato ed approvato da**  
 Document contrôlé et approuvé par

**BOTTA PIETRO**





Date Data Date	Item Code Cod. Articolo Réf. Article	Vehicle model Modello Veicolo Modèle de Voiture
22/01/2020	EC/SB/470/PL	FORD RANGER RAPTOR 2019

Document checked and approved by  
 Documento controllato ed approvato da  
 Document contrôlé et approuvé par

**BOTTA PIETRO**