



DACIA DUSTER 2024



45 Min.

Item Code

Codice Articolo EC/MED/518/IX

Référence Article

GB

**STAINLESS STEEL
EC APPROVED MEDIUM BAR**










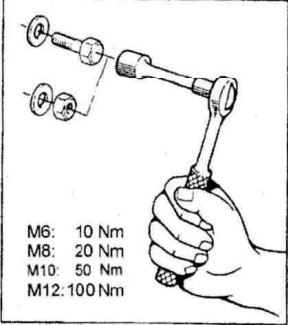




ITA

**MEDIUM BAR OMOLOGATO
IN ACCIAIO INOX**

FR

**MEDIUM BAR HOMOLOGUE
EN ACCIER INOX**

DACIA DUSTER 2024

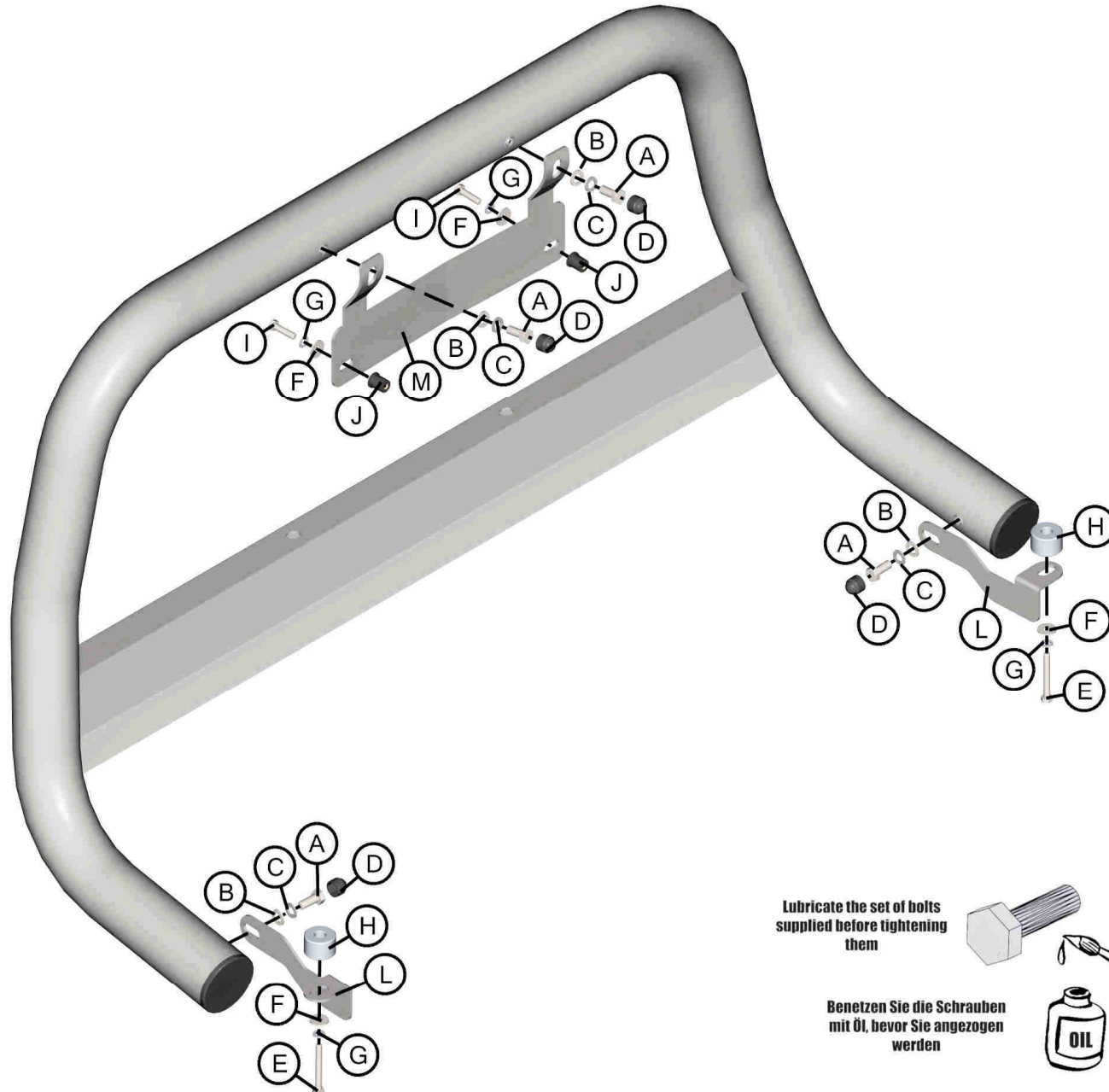
Part List Lista della bulloneria Liste des pièces				
A  TE M8X20 X 4	B  Ø 8 X 4	C  Ø 8 X 4	D  M 8 X 4	E  TE M6X50 X 2
F  Ø 6 Big Grandi X 4	G  Ø 6 X 4	H  BOCCOLA 518 X 2	I  TE M6X25 X 2	 <p>M6: 10 Nm M8: 20 Nm M10: 50 Nm M12: 100 Nm</p>
J  M 6 X 2	K  PARK SENSORS SRICKERS X 2	L  M/518/A X 2	M  M/518/K X 1	



Approval mark below the central plate

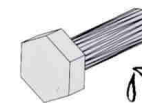
MISUTONIDA
italian style accessories **4x4**

DACIA DUSTER 2024



Lubricate the set of bolts supplied before tightening them







Benetzen Sie die Schrauben mit Öl, bevor Sie angezogen werden



Si consiglia di lubrificare la bulloneria in dotazione prima del serraggio





Lubrifier la boulonnerie avant de la serrer



Date Data Date	Item Code Cod. Articolo Réf. Article	Vehicle model Modello Veicolo Modèle de Voiture
05/12/2024	EC/MED/518/IX	DACIA DUSTER 2024

Document checked and approved by
Documento controllato ed approvato da
 Document contrôlé et approuvé par

BOTTA PIETRO



Date Data Date	Item Code Cod. Articolo Réf. Article	Vehicle model Modello Veicolo Modèle de Voiture
05/12/2024	EC/MED/518/IX	DACIA DUSTER 2024

Document checked and approved by
Documento controllato ed approvato da
 Document contrôlé et approuvé par

BOTTA PIETRO